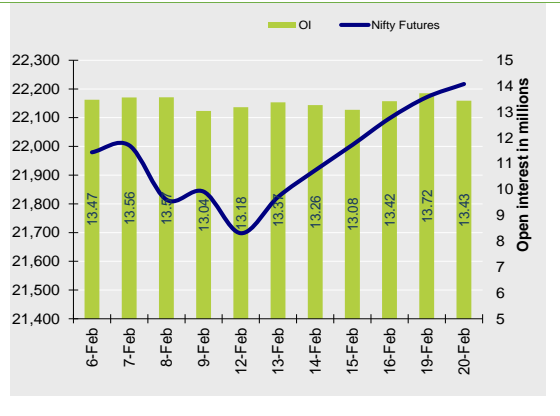


Nifty Snapshot

	Close	Prv Cl.	Ab chg	% chg
Spot	22,196.95	22,122.25	74.70	0.34
Futures	22,217.20	22,171.40	45.80	0.21
OI(ml shr)	13.43	13.72	-0.29	-2.10
Vol (lots)	133891	126571	7320	5.78
COC	20.25	49.15	-28.90	-58.8
PCR-OI	1.23	1.13	0.10	8.9

Nifty Futures Price v/s OI



Institutional Activity in previous trading session (in Rs cr.)

	Buy	Sell	Net
Index Futures	4008.11	3390.48	617.63
Index Options	2663966.17	2681733.54	-17767.37
Stock Futures	18159.02	19863.19	-1704.17
Stock Options	37933.32	37767.07	166.25
FII Cash	14,870.68	16,206.19	-1,335.51
DII Cash	10,665.07	9,173.74	1,491.33

Net FII Activity (in Rs cr.)

Date	Idx Fut	Stk Fut	Idx Opt	Cash
20-Feb	617.6	-1704.2	-17767.4	-1336
19-Feb	720.0	-2107.1	-25424.3	-755
16-Feb	640.0	1259.7	-5497.4	253
15-Feb	492.2	-1779.9	-77452.8	-3064
14-Feb	-87.3	-644.9	40819.3	-3930
13-Feb	345.6	2507.6	-7492.7	376

Technical Pivot (Intraday):

	S2	S1	PIVOT	R1	R2
NIFTY	22020	22115	22175	22275	22335
BANKNIFTY	46200	46695	46960	47455	47720

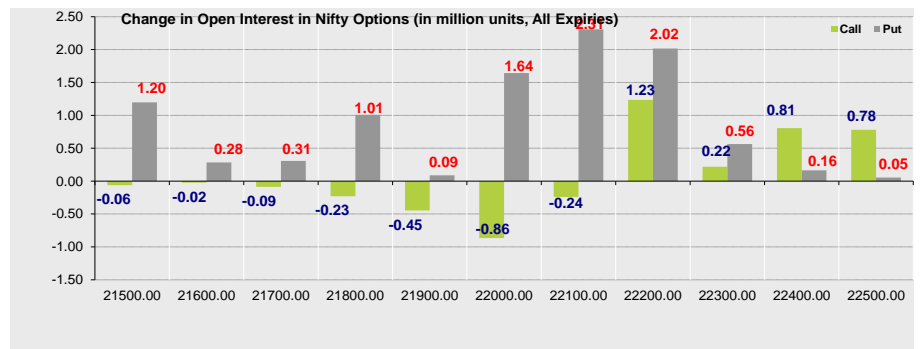
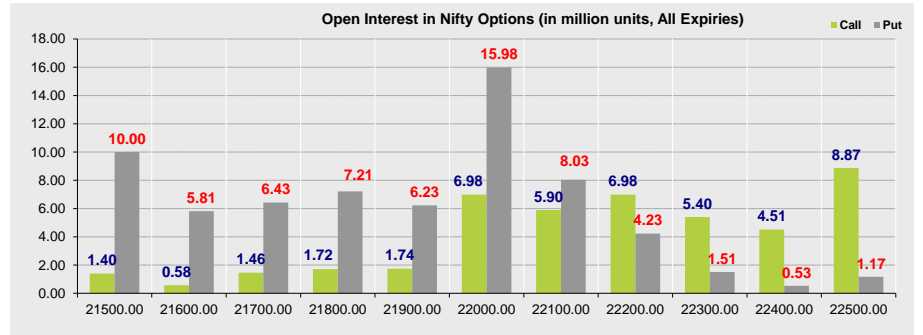
(Price is in Rs; OI is in million units; Price chg and OI chg are in percentage) **NB RESEARCH**

Fresh Longs seen in:					Fresh Shorts seen in:				
Scrip	Price	Price chg	OI	OI Chg	Scrip	Price	Price chg	OI	OI Chg
FINNIFTY	20822.9	1.2	0.1	45.6	BALRAMCHIN	384.4	-0.4	14.3	26.2
RBLBANK	263.4	0.9	79.8	13.9	HEROMOTOCO	4671.4	-4.0	4.0	12.2
DEEPAKNTR	2363.9	3.3	3.0	12.1	COROMANDEL	1098.9	-1.0	1.7	10.4
Short Covering seen in:					Long Unwinding seen in:				
Scrip	Price	Price chg	OI	OI Chg	Scrip	Price	Price chg	OI	OI Chg
ZEEL	193.0	8.0	109.2	-6.4	POLYCAB	4739.4	-0.7	2.6	-6.1
PIIND	3679.1	0.4	2.5	-5.9	BIOCON	281.2	-3.7	44.8	-5.6
M&M	1854.2	0.3	12.4	-5.7	OFSS	7815.8	-0.5	0.9	-5.5

Summary

- Indian markets closed on a positive note where buying was mainly seen in Banking, Financial Services, Realty Sectors. Nifty Feb Futures closed at 22217.20 (up 45.80 points) at a premium of 20.25 pts to spot.
- FII's were net sellers in Cash to the tune of 1335.51 Cr and were net buyers in index futures to the tune of 617.63 Cr.
- India VIX increased by 0.34% to close at 16.07 touching an intraday high of 16.36.

Open Interest in Nifty Options:



- The above second chart shows previous trading day's change in Nifty options where Addition in OI were seen in 22100, 22200, 22300 strike Puts and at 22500, 22400, 22200, strike Calls indicating market is likely to remain positive in the near term.
- Highest OI build-up is seen at 22500 strike Calls and 22000 strike Puts, to the tune of 8.87mn and 15.98mn respectively.

Outlook on Nifty:

Index is likely to open on a positive note today and is likely to remain range bound during the day.

NIFTY50 Options OI (CE OI = Resistance) (PE OI = Support)			
Symbol	Highest CE OI	Highest PE OI	CMP
ADANIPTS	1300	1200	1304
ADANIENT	3300	3200	3241
ASIANPAINT	3000	2900	3013
AXISBANK	1100	1050	1089
BAJAJ-AUTO	8500	7800	8218
BAJAJFINSV	1700	1550	1607
BAJFINANCE	7000	6500	6769
BHARTIARTL	1200	1100	1146
BPCL	700	600	661
BRITANNIA	5200	4700	4934
CIPLA	1460	1300	1449
COALINDIA	500	400	448
DIVISLAB	3800	3500	3724
DRREDDY	6500	6000	6366
EICHERMOT	4000	3800	3824
GRASIM	2200	2000	2198
HCLTECH	1700	1600	1662
HDFCBANK	1500	1400	1455
HDFCLIFE	600	580	590
HEROMOTOCO	4800	4700	4671
HINDALCO	600	500	513
HINDUNILVR	2500	2500	2405
ICICIBANK	1030	1000	1050
ITC	450	400	407
INDUSINDBK	1600	1600	1509

NIFTY50 Options OI (CE OI = Resistance) (PE OI = Support)			
Symbol	Highest CE OI	Highest PE OI	CMP
INFY	1700	1600	1686
IOC	200	150	190
JSWSTEEL	850	800	821
KOTAKBANK	1800	1700	1767
LT	3500	3300	3358
LTIM	6000	5500	5504
M&M	1900	1700	1854
MARUTI	11000	11000	11420
NESTLEIND	2600	2300	2539
NTPC	340	330	345
ONGC	260	260	277
POWERGRID	300	270	288
RELIANCE	3000	2900	2944
SBILIFE	1500	1400	1513
SBIN	800	700	762
SUNPHARMA	1550	1500	1536
TATACONSUM	1200	1100	1155
TATAMOTORS	1000	920	928
TATASTEEL	150	140	142
TCS	4200	4000	4033
TECHM	1400	1300	1321
TITAN	3700	3500	3686
ULTRACEMCO	10500	9500	9980
UPL	550	500	499
WIPRO	550	500	532

Derivative Recommendations:

Stock Name	Call (Buy/Sell)	Entry price	Targets	Stop Loss	Duration	Status
NIFTY FUT	Sell	22190	21630	22340	1-2 Days	Open
LT 3320 PE	Buy	43	90	20	Positional	Open
RECLTD FUT	Sell	471.7	450	482	1-2 Days	Open

FROM THE EQUITY DERIVATIVE DESK:

NIRAV HARISH CHHEDA

AVP - DERIVATIVES AND TECHNICAL RESEARCH

E-Mail: nirav.chheda@nirmalbang.com

Tel no: 6273-8199/8000

AMIT BHUPTANI

SNR.DERIVATIVES AND TECHNICAL RESEARCH ANALYST

E-Mail: amit.bhuptani@nirmalbang.com

Tel no: 6273-8242/8000

DISCLOSURES

Research Reports that are published by Nirmal Bang Securities Private Limited (hereinafter referred to as "NBSPL") are for private circulation only. NBSPL is a registered Research Analyst under SEBI (Research Analyst) Regulations, 2014 having Registration no. INH000001766. NBSPL is also a registered Stock Broker with National Stock Exchange of India Limited, BSE Limited, Metropolitan Stock Exchange of India Limited, Multi Commodity Exchange of India Limited, National Commodity and Derivative Exchange Limited and Indian Commodity Exchange Limited in cash and Equity and Commodities derivatives segments.

NBSPL has other business divisions with independent research teams separated by Chinese walls, and therefore may, at times, have different or contrary views on stocks and markets.

NBSPL or its associates have not been debarred / suspended by SEBI or any other regulatory authority for accessing / dealing in securities Market. NBSPL, its associates or analyst or his relatives do not hold any financial interest (Except Investment) in the subject company. NBSPL or its associates or Analyst do not have any conflict or material conflict of interest at the time of publication of the research report with the subject company. NBSPL or its associates or Analyst or his relatives may or may not hold beneficial ownership of 1% or more in the subject company at the end of the month immediately preceding the date of publication of this research report.

NBSPL or its associates / analyst has not received any compensation / managed or co-managed public offering of securities of the company covered by Analyst during the past twelve months. NBSPL or its associates have not received any compensation or other benefits from the company covered by Analyst or third party in connection with the research report. Analyst has not served as an officer, director or employee of Subject Company. NBSPL / analyst has not been engaged in market making activity of the subject company.

Analyst Certification: The research analysts and authors of these reports, hereby certify that the views expressed in this research report accurately reflects my/our personal views about the subject securities, issuers, products, sectors or industries. It is also certified that no part of the compensation of the analyst(s) was, is, or will be directly or indirectly related to the inclusion of specific recommendations or views in this research. The analyst(s) principally responsible for the preparation of this research report and has taken reasonable care to achieve and maintain independence and objectivity in making any recommendations.

DISCLAIMER

This report is for the personal information of the authorized recipient and does not construe to be any investment, legal or taxation advice to you. NBSPL is not soliciting any action based upon it. Nothing in this research shall be construed as a solicitation to buy or sell any security or product, or to engage in or refrain from engaging in any such transaction. In preparing this research, we did not take into account the investment objectives, financial situation and particular needs of the reader.

This research has been prepared for the general use of the clients of NBSPL and must not be copied, either in whole or in part, or distributed or redistributed to any other person in any form. If you are not the intended recipient you must not use or disclose the information in this research in any way. Though disseminated to all the customers simultaneously, not all customers may receive this report at the same time. NBSPL will not treat recipients as customers by virtue of their receiving this report. This report is not directed or intended for distribution to or use by any person or entity resident in a state, country or any jurisdiction, where such distribution, publication, availability or use would be contrary to law, regulation or which would subject NBSPL & its group companies to registration or licensing requirements within such jurisdictions.

The report is based on the information obtained from sources believed to be reliable, but we do not make any representation or warranty that it is accurate, complete or up-to-date and it should not be relied upon as such. We accept no obligation to correct or update the information or opinions in it. NBSPL or any of its affiliates or employees shall not be in any way responsible for any loss or damage that may arise to any person from any inadvertent error in the information contained in this report. NBSPL or any of its affiliates or employees do not provide, at any time, any express or implied warranty of any kind, regarding any matter pertaining to this report, including without limitation the implied warranties of merchantability, fitness for a particular purpose, and non-infringement. The recipients of this report should rely on their own investigations.

This information is subject to change without any prior notice. NBSPL reserves its absolute discretion and right to make or refrain from making modifications and alterations to this statement from time to time. Nevertheless, NBSPL is committed to providing independent and transparent recommendations to its clients, and would be happy to provide information in response to specific client queries.

Before making an investment decision on the basis of this research, the reader needs to consider, with or without the assistance of an adviser, whether the advice is appropriate in light of their particular investment needs, objectives and financial circumstances. There are risks involved in securities trading. The price of securities can and does fluctuate, and an individual security may even become valueless. International investors are reminded of the additional risks inherent in international investments, such as currency fluctuations and international stock market or economic conditions, which may adversely affect the value of the investment. Opinions expressed are subject to change without any notice. Neither the company nor the director or the employees of NBSPL accept any liability whatsoever for any direct, indirect, consequential or other loss arising from any use of this research and/or further communication in relation to this research. Here it may be noted that neither NBSPL, nor its directors, employees, agents or representatives shall be liable for any damages whether direct or indirect, incidental, special or consequential including lost revenue or lost profit that may arise from or in connection with the use of the information contained in this report.

Copyright of this document vests exclusively with NBSPL. Our reports are also available on our website www.nirmalbang.com